

About the PDF Create Assistant




The Nuance® PDF Create Assistant allows you to create PDF files from a set of source files coming from a variety of applications, including existing PDF files. Each file can be converted to a separate PDF, or a group of files can be combined, in listed order, into a single PDF. Files can also be overlaid or packaged.



You can start the PDF Create Assistant from the Microsoft® Windows® Start Menu with one of the following commands. Then use the interface to perform the file conversion.

Start > Programs > Nuance PDF Professional 5 > PDF Create! Assistant or


Start > All Programs > Nuance PDF Professional 5 > PDF Create! Assistant.

List of files

You can use the  **Add** button to build up a list of files in PDF Create Assistant. Alternatively, you can drag-and-drop files from Windows Explorer into the list area. You can remove selected files from this list with the  **Delete** button or all the files with the  **Clear** button.


The removed files will not be deleted from your computer, only from this list. You can change the order of files with the  up and  down arrows.

Options for PDF creation

In the  Assemble selection box you can choose from the following options:

- **Create a PDF for each input document**
Creates a separate PDF for each source document.
- **Combine files into one PDF document**
Combines the files in the given order to create a single PDF file.
- **Overlay files as one PDF document**
Pages in the newly created PDF will combine the page contents from the contributing files. Click **Options** to define the positioning of the overlay.
- **Package files into one PDF document**
Groups a set of files into a PDF package, creating PDF files from non-PDF source files. Each PDF file in a package can be opened and saved separately. Click **Options** to define which cover page should be used.

Profiles

In the  Profile selection box you can choose from the following predefined profiles:

- Standard Quality
- Draft Quality
- Publishing Quality
- Company Confidential
- Tagged PDF
- PDF with MRC Compression
- Searchable PDF

You can change the profile settings and also create new profiles or delete existing ones.